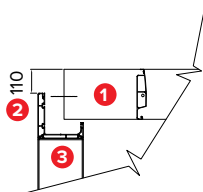
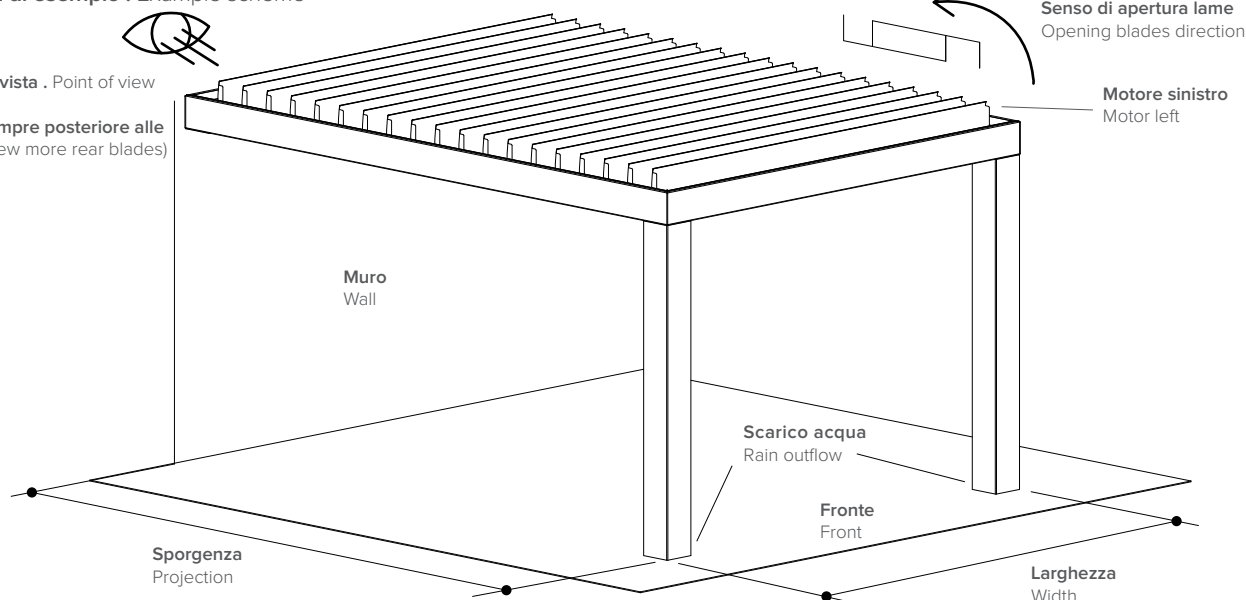


## Piastre addossate a parete . Wall installation plates

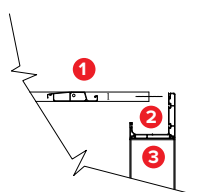
**LAME PARALLELE AL MURO . BLADES PARALLEL TO THE WALL**  
Schema di esempio . Example scheme

Quote espresse in mm - Dimensions in mm

Punto di vista . Point of view  
(Vista sempre posteriore alle lame . View more rear blades)

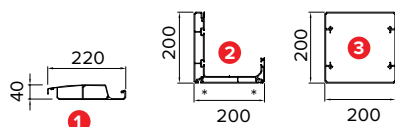
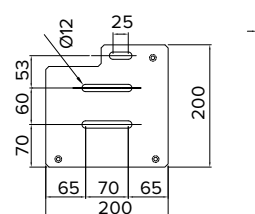
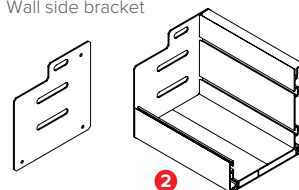


Lamelle aperte a 90°  
Opened blades at 90°



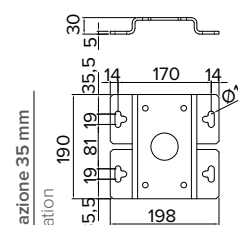

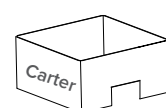
Lamelle chiuse a 0°  
Closed blades at 0°

Attacco laterale a muro  
Wall side bracket



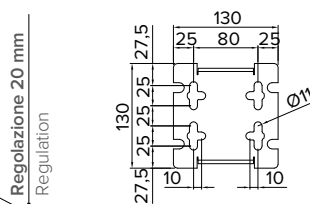
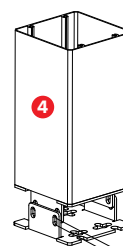
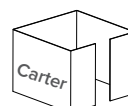
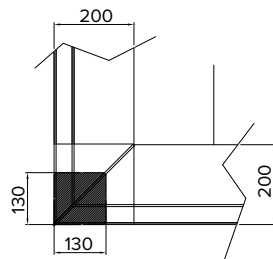
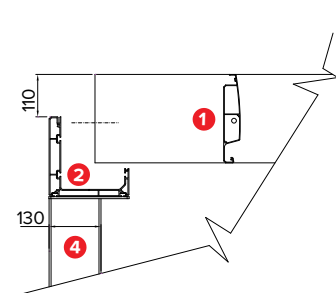
Lamelle coibentate e insonorizzate con poliuretano all'interno . Blades insulated and soundproofed with polyurethane inside

Piede a terra . Foot



\* Sede per inserimento di luci LED o scorrevoli per teli a drappaggio . Location for inserting LED lights or sliders for drapes.

Variante a richiesta con piantane 13x13 cm. per moduli singoli di larghezza 4 mt. per sporgenza 4 mt. massima (no piantana in comune).  
Variant by choice with poles 13x13 cm for single forms of width 4 mt. for 4 mt. max projection (no common pole).



## Legenda tecnica . Technical legend

- 1 Lamella . Blade
- 2 Profilo gronda perimetrale . Perimetric water-drain profile
- 3 Piantana 20x20 cm . Pole 20x20 cm
- 4 Piantana 13x13 cm . Pole 13x13 cm