

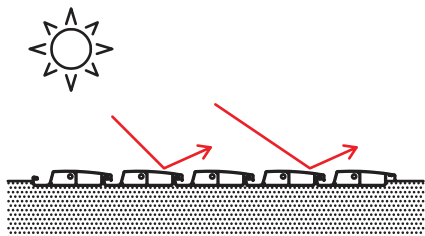
# R600 PERGOKLIMA



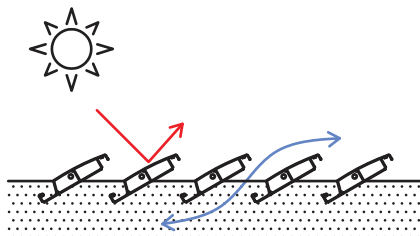
## Nozioni tecniche . Technical concepts

### FUNZIONI . FEATURES

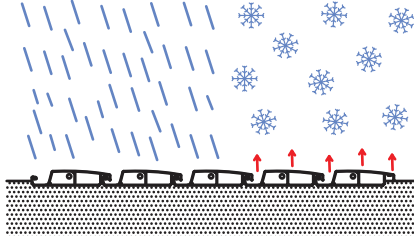
Protezione solare  
Sun protection



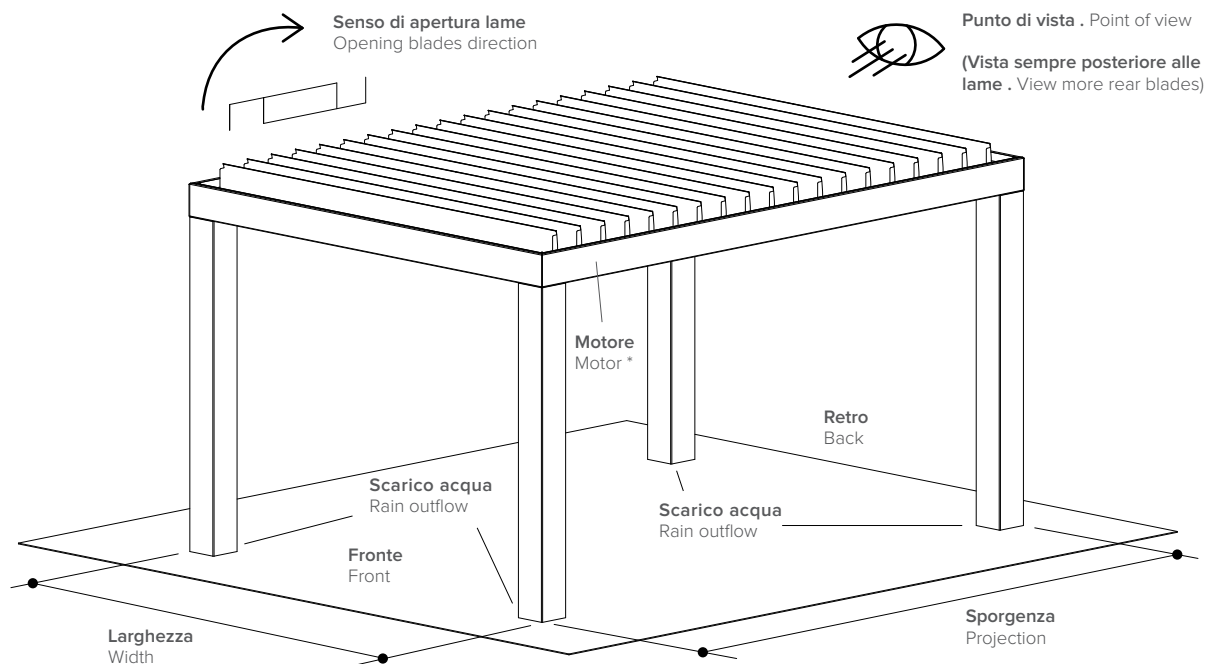
Protezione solare e raffreddamento  
Sun protection and cooling



Protezione da pioggia - neve con sistema antineve  
Rain protection - snow with anti-snow system



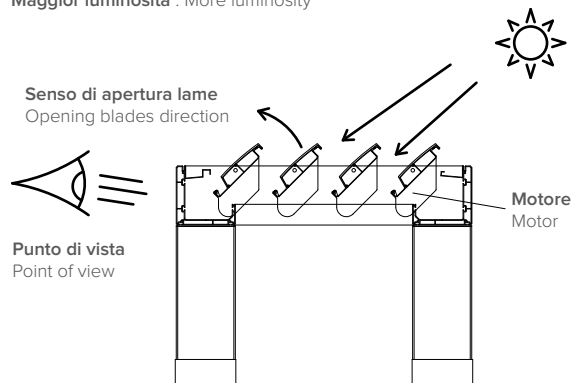
### SCHEMA DI LETTURA . READING SCHEME



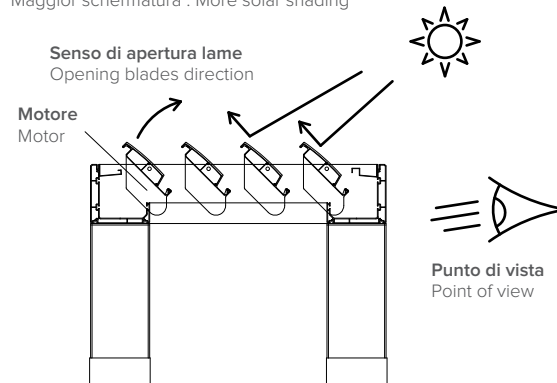
\* Esempio di motore posizionato lato sinistro rispetto il punto di vista . Example of motor situated left side respect the point of view.

### ORIENTAMENTO LAME . BLADES ORIENTATION

LUCE SOLARE DIRETTA . DIRECT SUNLIGHT  
Maggior luminosità . More luminosity



LUCE SOLARE INDIRECTA . INDIRECT SUNLIGHT  
Maggior schermatura . More solar shading

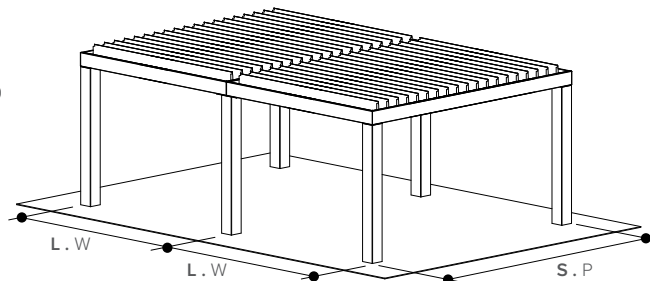


# R600 PERGOKLIMA

## Configurazioni . Configurations

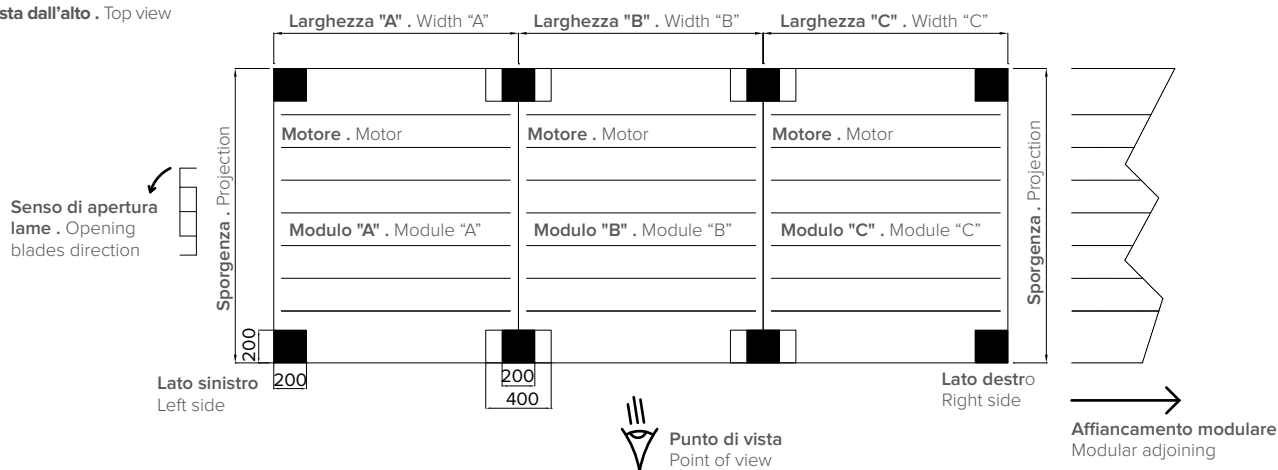
### AFFIANCAMENTO LATERALE . LATERAL ADJOINING

Per comporre il prezzo: dalla tabella prezzi R600 sommare ogni singolo modulo e sottrarre il numero di piantane in comune.  
For composing the price: from price table R600 sum each module and deduct the number of common poles.



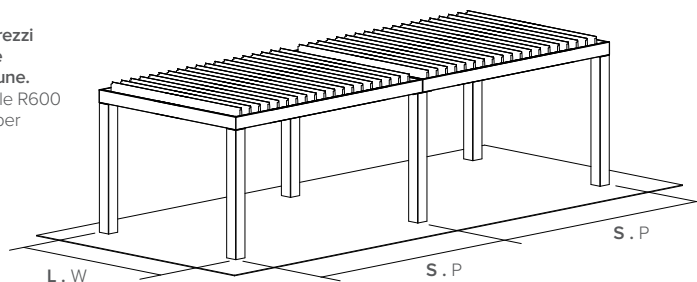
Lo schema rappresenta un affiancamento laterale con motori in posizione sinistra, ogni piantana permette lo scarico dell'acqua, comprese quelle in comune.  
The diagram shows a lateral adjoining with motors on the left, each pole allow to drain water, including those in common.

Vista dall'alto . Top view



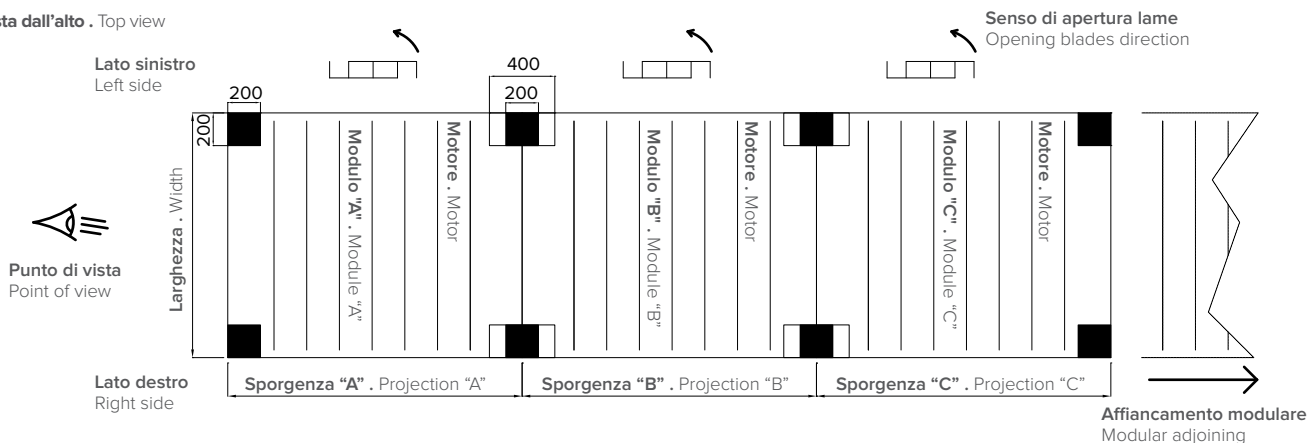
### AFFIANCAMENTO FRONTALE . FRONTAL ADJOINING

Per comporre il prezzo: dalla tabella prezzi R600 sommare ogni singolo modulo e sottrarre il numero di piantane in comune.  
For composing the price: from price table R600 sum each module and deduct the number of common poles.



Lo schema rappresenta un affiancamento frontale con motori in posizione sinistra, ogni piantana permette lo scarico dell'acqua, comprese quelle in comune.  
The diagram shows a frontal adjoining with motors on the left, each pole allow to drain water, including those in common.

Vista dall'alto . Top view



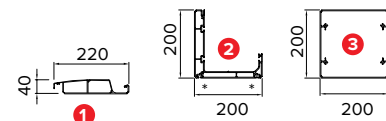
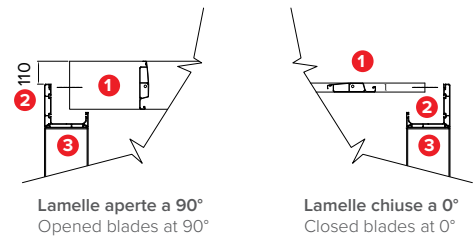
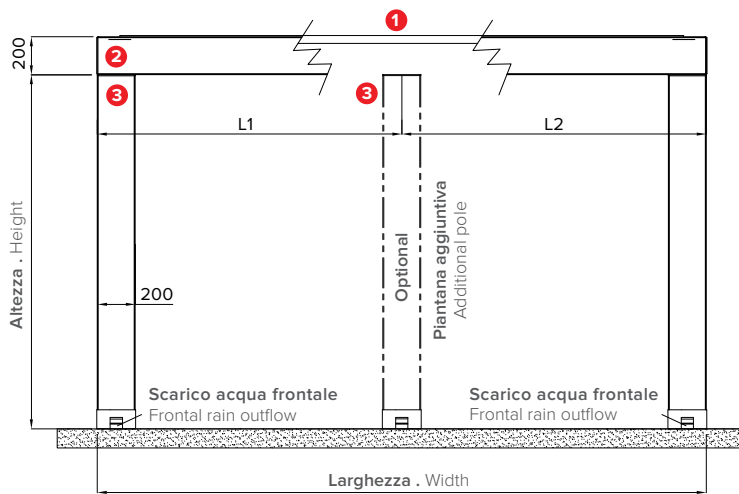
# R600 PERGOKLIMA



## Dati tecnici . Technical data

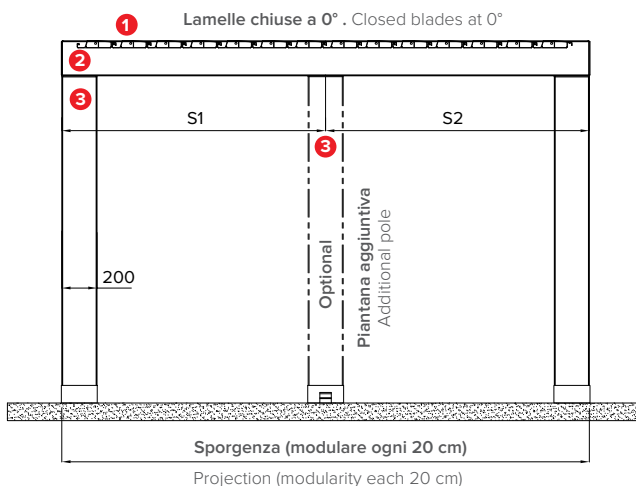
Quote espresse in mm - Dimensions in mm

Vista frontale . Frontal view

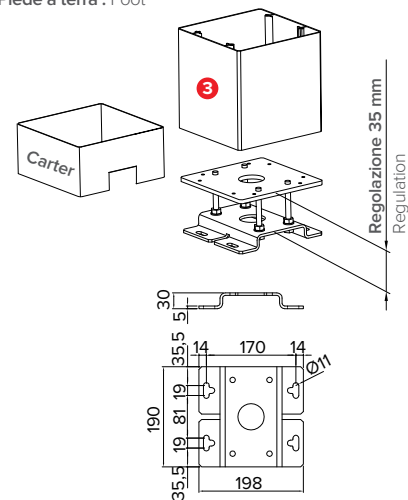


Lamelle coibentate e insonorizzate con poliuretano all'interno . Blades insulated and soundproofed with polyurethane inside

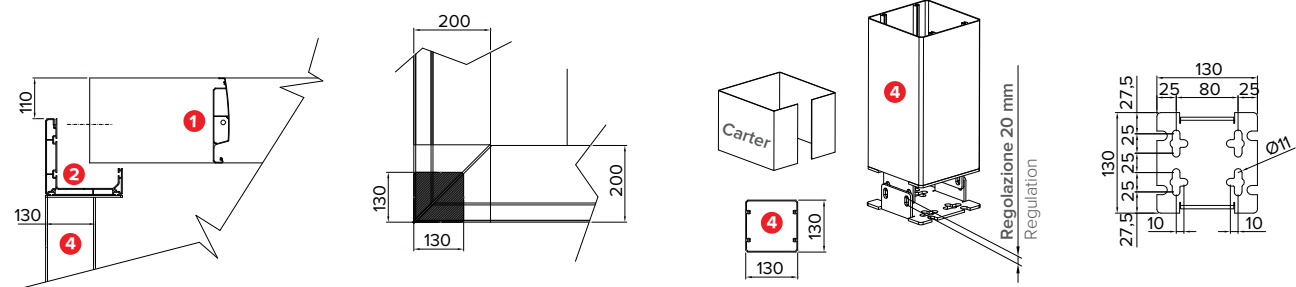
Vista laterale . Side view



Piede a terra . Foot



Variante a richiesta con piantane 13x13 cm. per moduli singoli di larghezza 4 mt. per sporgenza 4 mt. massima (no piantana in comune).  
Variant by choice with poles 13x13 cm for single forms of width 4 mt. for 4 mt. max projection (no common pole).



\* Sede per inserimento di luci LED o scorrevoli per teli a drappeggio . Location for inserting LED lights or sliders for drapes.

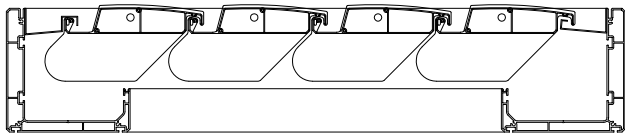
<b>Sporgenza</b> Projection	<b>S cm</b>	200	220	240	260	280	300	320	340	360	380	400	420	440	460	480	500	520	540	560	580	600	620	640	660	680	700	720	740	760	780	800
<b>Lamelle</b> Blades	<b>n°</b>	9	10	11	12	13	14	15	16	17	18	19	20	21	22	23	24	25	26	27	28	29	30	31	32	33	34	35	36	37	38	39

# R600 PERGOKLIMA

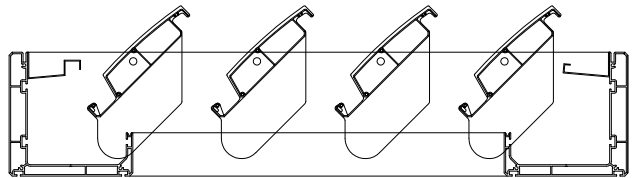
## Dettagli tecnici . Technical details

Quote espresse in mm - Dimensions in mm

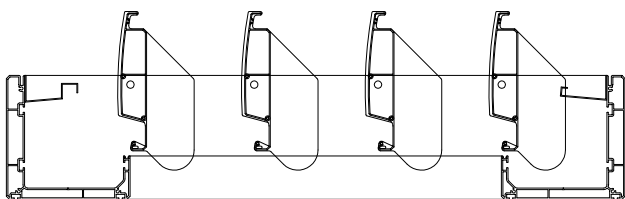
Rotazione lamelle a 0° . Blades rotation at 0°



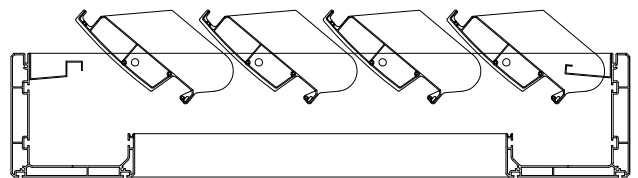
Rotazione lamelle a 45° . Blades rotation at 45°



Rotazione lamelle a 90° . Blades rotation at 90°



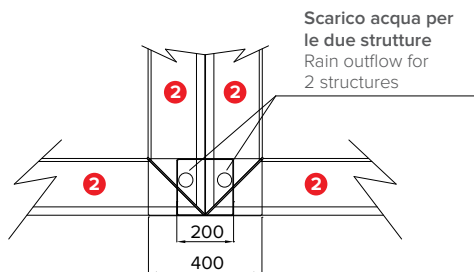
Rotazione lamelle a 140° . Blades rotation at 140°



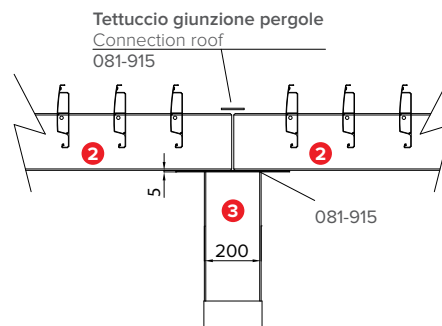
Rotazione delle lamelle a 0°, 45°, 90° e 140° preimpostate su 4 pulsanti del telecomando; possibilità di regolazioni intermedie tramite i tre pulsanti del telecomando: apertura, stop e chiusura.  
Rotation blades at 0°, 45°, 90° and 140° on 4 preset buttons on the remote control; possibility of intermediate adjustments using the three buttons on the remote control: opening, closing and stop.

## PIANTANA IN COMUNE PER MODULI AFFIANCATI . COMMON POLE FOR ADJOINING MODULES

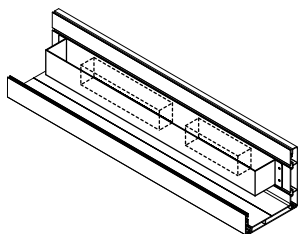
Vista dall'alto . Top view



Vista laterale . Side view



Carter per centraline . Carter for units  
081-924



Art 081-915 di dimensioni 80x5mm consigliato anche come spessore di compensazione per eventuali chiusure perimetrali.  
Art 081-915 of dimensions 80x5mm recommended as thick compensation for any perimetric closings.

## Legenda tecnica . Technical legend

- ① Lamella . Blade
- ② Profilo gronda perimetrale . Perimetric water-drain profile
- ③ Piantana 20x20 cm . Pole 20x20 cm
- ④ Piantana 13x13 cm . Pole 13x13 cm